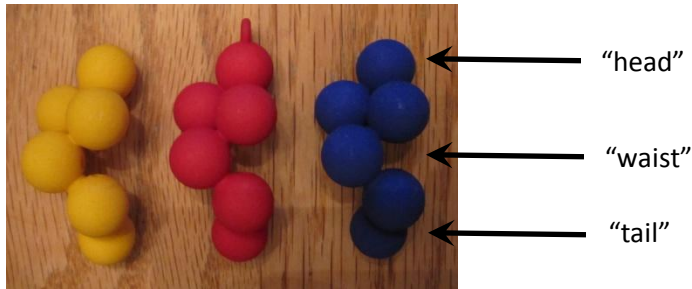


Assembly Instructions


George Bell (gibell@comcast.net)

Puzzle Octahedron Ornament (3 identical pieces)

The three pieces are identical (aside from color and hanging loop) so it does not matter which order the pieces are assembled in. Each piece has a “head”, “waist” and “tail”, as shown below.




The puzzle is assembled by placing the tail of one piece against the waist of another, as shown in the photos below. The last piece must be snapped into position.



Puzzle Tetrahedron Ornament (2 pieces)

Rotate the yellow piece into the other piece as shown in the photos below.



These puzzles are made from nylon by a 3D printer. Additional copies can be purchased at <http://www.shapeways.com/shops/polypuzzles>